

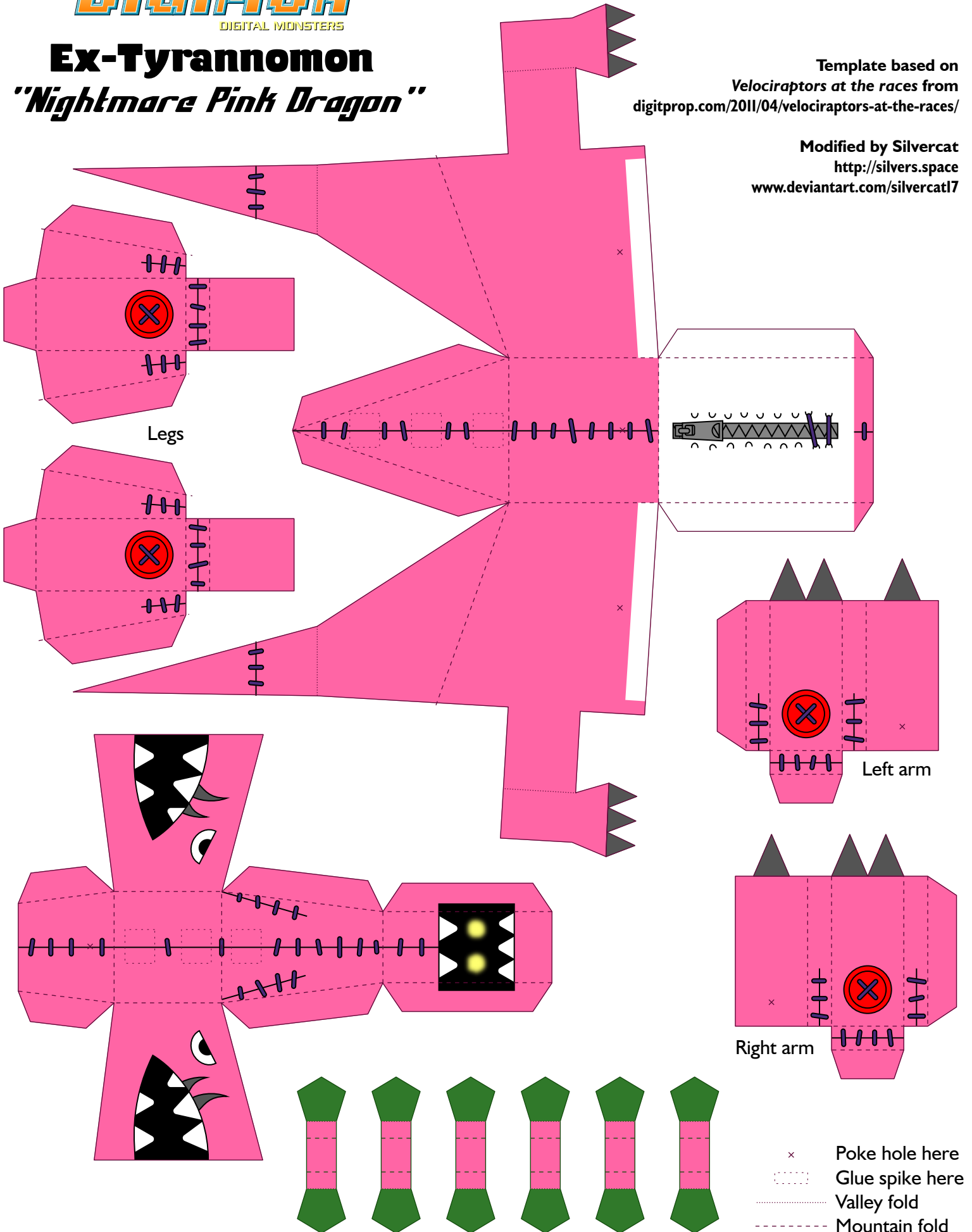
# DIGIMON

DIGITAL MONSTERS

## Ex-Tyrannomon "Nightmare Pink Dragon"

Template based on  
Velociraptors at the races from  
[digitprop.com/2011/04/velociraptors-at-the-races/](http://digitprop.com/2011/04/velociraptors-at-the-races/)

Modified by Silvercat  
<http://silvers.space>  
[www.deviantart.com/silvercat17](http://www.deviantart.com/silvercat17)




Legs

Left arm


Right arm

- x Poke hole here
- Glue spike here
- Valley fold
- Mountain fold



# DIGIMON

DIGITAL MONSTERS





## Ex-Tyrannomon "Nightmare Pink Dragon"



### Construction Notes:

- Required: Knife, glue, 2 toothpicks (one cut in half)
- Recommended: Piercer, bone folder, self-healing mat, ruler, skewer (to hold flaps down)


→ If you have a piercer, poke holes on the 'x's and widen to fit the toothpicks. Otherwise, cut tiny x's and poke the toothpick through.



→ The flat side of the half-toothpicks should go in the arms.



→ After gluing the other flaps on the body, glue the tip of the tail together, leaving a gap near the body.



→ Glue the side flaps of the legs to the back flap, then glue the bottom flap of the legs to the top of the feet before gluing the back section of the legs to the leg section of the body.

